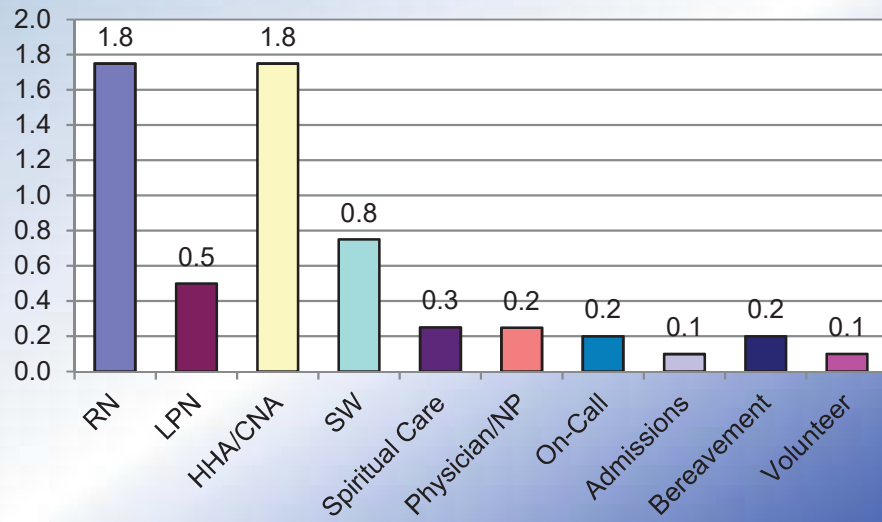




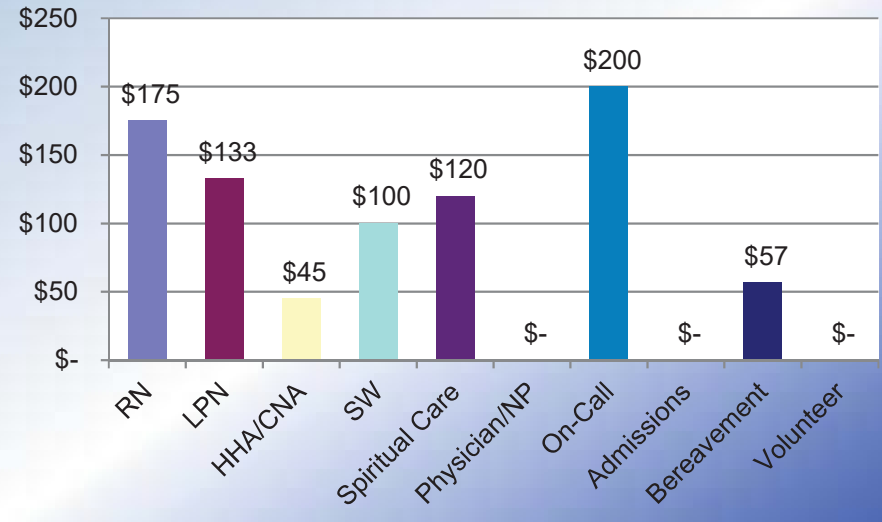
|                | Estimated Visits For Each Patient Per Week |             |             | Total Cost Per Visit / Excluding Markup of Patient-Related Costs |           |             | Total Cost Per Visit |           |             |
|----------------|--|-------------|-------------|--|-----------|-------------|----------------------|-----------|-------------|
|                | Your Data                                  | Median      | Your Rank % | Your Data  | Median    | Your Rank % | Your Data            | Median    | Your Rank % |
| RN             | 1.8  | 5.8         | 15%         | \$ 75.00   | \$ 247.81 | 100%        | \$ 175.00            | \$ 578.23 | 91%         |
| LPN            | 0.5  | 0.2         | 99%         | \$ 66.93   | \$ 26.96  | 25%         | \$ 132.80            | \$ 53.48  | 25%         |
| HHA/CNA        | 1.8  | 5.8         | 12%         | \$ 22.00   | \$ 72.69  | 97%         | \$ 45.00             | \$ 148.69 | 100%        |
| SW             | 0.8  | 0.3         | 97%         | \$ 60.00   | \$ 24.16  | 25%         | \$ 100.00            | \$ 40.27  | 25%         |
| Spiritual Care | 0.3  | 0.8         | 6%          | \$ 50.00   | \$ 165.21 | 97%         | \$ 120.00            | \$ 396.50 | 85%         |
| Physician/NP   | 0.2  | 0.1         | 99%         |  | \$ 109.59 |             |                      | \$ 104.63 |             |
| On-Call        | 0.2  | 0.7         | 22%         | \$ 200.00  | \$ 660.83 | 94%         | \$ 200.00            | \$ 660.83 | 94%         |
| Admissions     | 0.1  | 0.0         | 75%         |  | \$ 190.20 |             |                      | \$ 289.96 |             |
| Bereavement    | 0.2  | 0.7         | 12%         | \$ 140.28  | \$ 463.50 | 100%        | \$ 56.67             | \$ 190.88 | 100%        |
| Volunteer      | 0.1  | 0.0         | 75%         |  | \$ 79.26  |             |                      | \$ 148.03 |             |
| <b>Total</b>   | <b>5.8</b>                                 | <b>14.4</b> |             |  |           |             |                      |           |             |

|                | Estimated Visit-Hours For Each Patient Per Week |              |             | Total Cost Per Visit-Hour / Excluding Markup of Patient-Related Costs |           |             | Total Cost Per Visit-Hour |           |             |
|----------------|---|--------------|-------------|---|-----------|-------------|---------------------------|-----------|-------------|
|                | Your Data                                       | Median       | Your Rank % | Your Data   | Median    | Your Rank % | Your Data                 | Median    | Your Rank % |
| RN             | 2:00  | 6:36         | 6%          | \$ 169.90   | \$ 94.21  | 2%          | \$ 470.79                 | \$ 244.12 | 2%          |
| LPN            | 0:54  | 0:21         | 99%         | \$ 280.88   | \$ 93.54  | 6%          | \$ 127.09                 | \$ 214.45 | 76%         |
| HHA/CNA        | 2:00  | 6:36         | 9%          | \$ 32.41  | \$ 29.71  | 40%         | \$ 92.76                  | \$ 89.97  | 40%         |
| SW             | 0:54  | 0:21         | 88%         | \$ 168.81   | \$ 92.93  | 3%          | \$ 332.04                 | \$ 218.84 | 8%          |
| Spiritual Care | 0:18  | 0:59         | 16%         | \$ 150.08   | \$ 70.49  | 3%          | \$ 419.06                 | \$ 165.83 | 3%          |
| Physician/NP   | 0:12  | 0:04         | 99%         | \$ 105.66   | \$ 105.66 | 100%        | \$ 124.52                 | \$ 124.52 | 100%        |
| On-Call        | 0:12  | 0:39         | 6%          | \$ 315.05   | \$ 307.49 | 43%         | \$ 881.12                 | \$ 665.35 | 7%          |
| Admissions     | 0:11  | 0:04         | 75%         | \$ 131.65   | \$ 179.12 | 72%         | \$ 355.00                 | \$ 387.01 | 89%         |
| Bereavement    | 0:18  | 0:59         | 15%         | \$ 22.63  | \$ 79.59  | 96%         | \$ 178.71                 | \$ 152.55 | 38%         |
| Volunteer      | 0:12  | 0:04         | 75%         | \$ 63.73  | \$ 61.63  | 38%         | \$ 93.08                  | \$ 118.70 | 82%         |
| <b>Total</b>   | <b>7:12</b>                                     | <b>16:49</b> |             |   |           |             |                           |           |             |

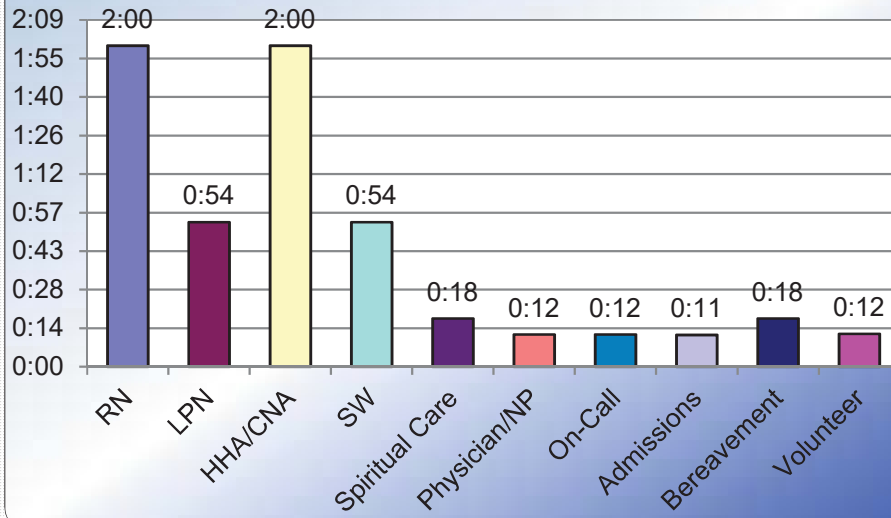
**Est. Visits For Each Patient Per Week**



**Total Cost Per Visit**



**Est. Visit-Hours For Each Patient Per Week**



**Total Cost Per Visit-Hour**

