

Hospice Visits

Sunny Day Hospice Demo 2009 - YTD December

Count: 269 Locations: 379



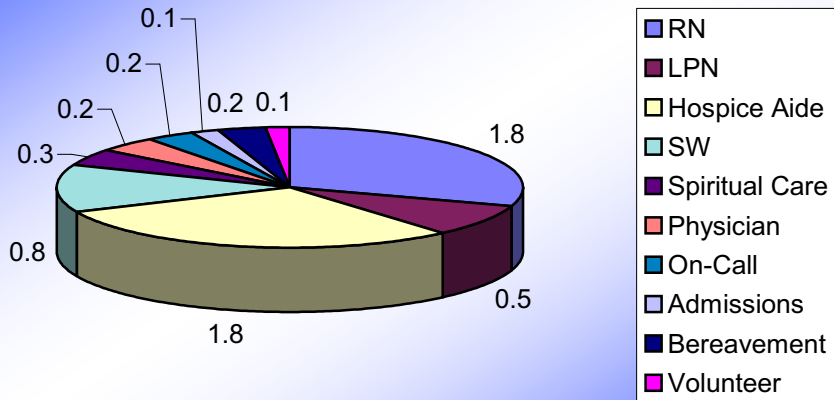
Version: 9.0



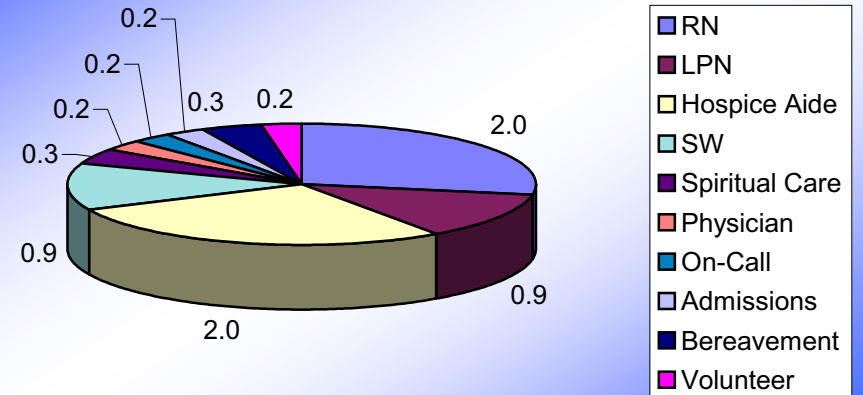
	Estimated Visits For Each Patient Per Week			Estimated Visit-Hours For Each Patient Per Week			Median Visit Duration		
	Your Data	Median	Your Rank %	Your Data	Median	Your Rank %	Your Data	Median	Your Rank %
RN	1.8	5.8	14%	2.0	6.6	6%	60.0	198.5	0%
LPN	0.5	0.2	99%	0.9	0.4	99%	60.0	24.1	76%
Hospice Aide	1.8	5.8	12%	2.0	6.6	9%	60.0	198.3	0%
SW	0.8	0.3	97%	0.9	0.4	89%	65.0	26.1	82%
Spiritual Care	0.3	0.8	6%	0.3	1.0	16%	45.0	149.2	0%
Physician	0.2	0.1	99%	0.2	0.1	99%	40.0	16.2	86%
On-Call	0.2	0.7	21%	0.2	0.7	6%	45.0	149.2	0%
Admissions	0.1	0.0	76%	0.2	0.1	76%	90.0	36.0	85%
Bereavement	0.2	0.7	11%	0.3	1.0	14%	82.6	273.0	18%
Volunteer	0.1	0.0	76%	0.2	0.1	76%	0.0	85.2	0%
Total	5.8	14.4		7.2	16.8				

	Direct Labor Cost Per Visit			Total Cost Per Visit			Combined Visit and Visit Cost Rank %		
	Your Data	Median	Your Rank %	Your Data	Median	Your Rank %	Est. Visits Rank %	Visit Cost Rank %	Combined Rank %
RN	\$ 75.00	\$ 247.81	0%	\$ 175.00	\$ 578.23	91%	14%	91%	53%
LPN	\$ 66.93	\$ 26.96	24%	\$ 132.80	\$ 53.48	24%	99%	24%	62%
Hospice Aide	\$ 22.00	\$ 72.69	97%	\$ 45.00	\$ 148.69	0%	12%	0%	6%
SW	\$ 60.00	\$ 24.16	24%	\$ 100.00	\$ 40.27	24%	97%	24%	61%
Spiritual Care	\$ 50.00	\$ 165.21	98%	\$ 120.00	\$ 396.50	86%	6%	86%	46%
Physician	\$ -	\$ 109.59	0%	\$ -	\$ 104.63	0%	99%	0%	50%
On-Call	\$ 200.00	\$ 660.83	94%	\$ 200.00	\$ 660.83	94%	21%	94%	58%
Admissions	\$ -	\$ 190.20	0%	\$ -	\$ 160.42	0%	76%	0%	38%
Bereavement	\$ 140.28	\$ 463.50	0%	\$ 56.67	\$ 190.88	0%	11%	0%	6%
Volunteer	\$ -	\$ 79.26	0%	\$ -	\$ 148.03	0%	76%	0%	38%

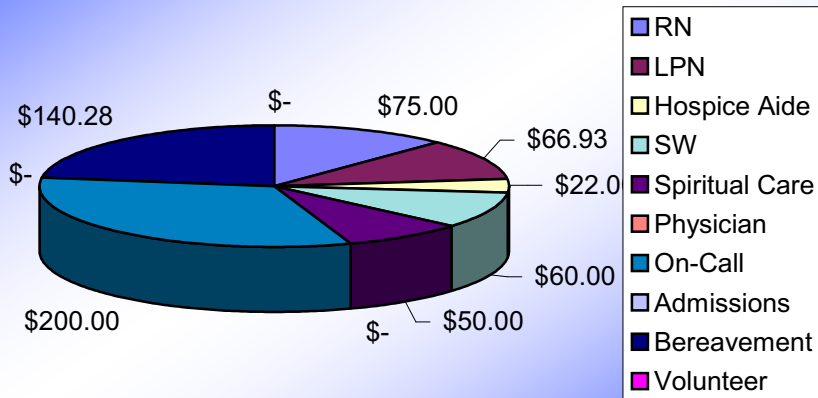
Est. Visits For Each Patient Per Week



Est. Visit-Hours For Each Patient Per Week



Direct Labor Cost Per Visit



Total Cost Per Visit

